








Criterion: I- Curriculum Enrichment

Metric: 1.3.3- Average Percentage of students enrolled in the courses under 1.3.2

Year: 2016-2021



1.3.3 Average Percentage of students enrolled in the courses under 1.3.2

Sl. No.	Supporting Document as per SOP	Year	Reference Link
1	Number of Students Enrolled for value-added courses during last five years	2020-21	 PDF
2		2019-20	 PDF
3		2018-19	 PDF
4		2017-18	 PDF
5		2016-17	 PDF