







## Criterion 2 - Teaching-learning and Evaluation

### Key Indicator 2.1 – Student Enrollment and Profile

Metric: 2.1.2 Average percentage of seats filled against reserved (SC, ST, OBC, Divyangjan, etc. as per applicable reservation policy)  
Year: 2023-2024



#### 2.1.2: Number of actual students admitted from the reserved categories

Sl. No	Supporting Documents Particular	Reference Link
1	Institution Data in Prescribed Format	 PDF
2	Admitted Seats under Various Reserved Categories	 PDF
3	Letters Issued by State Govt. Indicating the Reserved Categories	 PDF
4	Average percentage of seats filled against reserved categories (SC, ST and OBC)	 PDF