



Criterion 2 - Teaching-learning and Evaluation






Key Indicator 2.1- Student Enrollment and Profile

Metric 2.1.1 – Average Enrolment Percentage

Year: 2022-2023



2.1.1: Number of students admitted during the Academic Year 2022-2023

Sl. No	Particulars of Supporting Documents	Reference Link
1	Letters of Sanctioned Intake	 PDF
2	Admission Details	 PDF
3	Eligible Applications Received	 PDF
4	Enrolment Percentage	 PDF
5	Prospectus	 PDF